

VIKAS BHARATI PUBLIC SCHOOL
SESSION: 2025-2026
CLASS: III
HOLIDAY ASSIGNMENT



Hike mountains, run through meadows
Explore forests, swim in the sea
Climb trees, breathe the wild air
Gaze at the stars, it is summer time!

Dear Parents,

As parents, it is important to invest your time with your children now. Enjoy their childhood as in a few years from now they'll be all grown up and on their own!

To cherish these moments, here's a list of suggested activities which you can enjoy with your children:

- **Share stories about your childhood and your family history.**
- **Take at least two meals together with your children. Ask them not to waste their food and explain to them, the importance of the hard work the farmers do to grow food.**
- **Allow them to help you in the kitchen or other household chores. Children learn dignity of labour from such activities.**
- **Allow your children to read as many age-appropriate story books, as possible.**
- **Keep your children's screen time limited. Screens include T.V., mobile phones, computers and other electronic gadgets.**
- **Avoid giving junk food like chocolates, jellies, cakes, wafers, aerated drinks, fried stuff. Cultivate a healthy eating habit among your children.**
- **Guide them to complete the holiday homework.**

**Make the most of the summer break and
enjoy this time with your children.**

Regards

Headmistress

Note: Students should join back on Tuesday, 1 July 2025.



- 1) A book is a gift you can open again and again. Read interesting story books of your choice during the summer vacation. Learn new words and enrich your vocabulary.
- 2) Hard work and practice will always earn you success. Revise all grammar concepts done so far.
- 3) Handwriting is the mirror of knowledge. Do 15 pages of cursive writing in your **English test notebook** to improve your handwriting.

Note- (The following questions - Q1, Q2 to be done in Project File- Will be assessed in Periodic Test -1.)

The Magic Picnic Basket

Q1. Imagine you are going on a magical picnic with your friends. You have magic picnic basket that can hold anything you wish. List four countable and four uncountable things you would like to take with you in your basket.

***Write your answers in two columns (Countable Things /Uncountable Things)**

***Use your imagination and draw your picnic basket.**

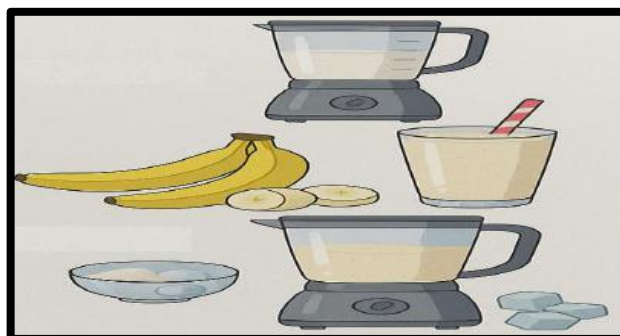


Hello Summer

Q2. Rohan is enjoying his summer break. He learnt how to make a yummy banana milkshake from his mother, but he mixed up the steps.

Write down the steps (in proper order) for the same.

*** Draw your favourite milk shake at the bottom of your answer.**



Note- Activities should be done on A-4 sheets. (Unless specified.)



नोट :(निम्नलिखित दिए गए प्रश्नों - प्र -१,२ को परियोजना पुस्तिका में करें।) (नियतकालिक परीक्षा -१ में मूल्यांकन किया जाएगा ।)

- 1) 'ई' व 'ओ' मात्राओं का प्रयोग करते हुए दो-दो शब्द लिखिए तथा उनका चित्र बनाकर उसमें रंग भरिए।
- 2) 'सच्चा गहना' पाठ में किसान एक सहायक है। ऐसे ही किन्हीं पाँच सहायकों (जो हमारी रोज़मर्रा की ज़िंदगी में सहायता करते हैं) के चित्र बनाइए / चिपकाइए।
- 3) हिंदी की टैस्ट कॉपी में सुंदर लेख में 15 पृष्ठ सुलेख लिखिए।



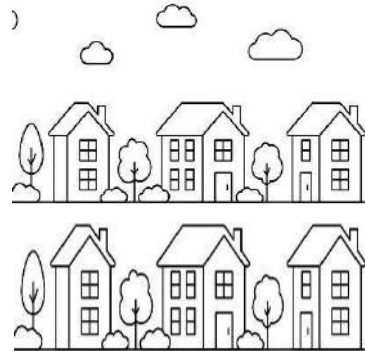
- Revise the concepts of Ch-1 and Ch-2 and learn the tables (2 to 13).

Note: (The tasks given below-Task1,2 to be done in the Project File-Will be assessed in Periodic Test -I)

- Task 1: Number Neighborhood Adventure!

Each house has a number and every number has two best friends, a successor and a predecessor. Choose any two 4-digit numbers. For each number, draw its house in the neighborhood. Draw the predecessor's and successor's house and write the number.

Decorate your street with pets, trees, etc.



- Task-2: Hundreds hotel

The numbers have come to rest but the hotel floors are like 100, 200, 300, and so on.


Create a tall hotel building and check-in the following guests after rounding it off to the nearest 100s floor.

Guests: 373, 550, 230, 492, 120

Floors↓ Guests↓



Note- Activities should be done on A-4 sheets. (Unless specified.)



vacation is a time to breathe, relax and recharge.

1. Learn and revise all the chapters we have done so far.

Note: (The tasks given below -Task-2,3 be done in the Project File -Will be assessed in Periodic Test -I)

2. Collect pictures of five famous sports personalities who inspire you and paste it nicely in the project file.
3. Design five flashcards using bright colors and drawings. Write a fun riddle that describes a different occupation (job) on each flashcard and paste it in your project file. The dimension of each flashcard should be 10cm x 15cm. Use your creativity to make each card interesting and fun to read!

For example:

*I teach you letters, numbers, and more,
You see me when you walk through your classroom
door. I help you read, write, and grow each day—
Can you guess my job today?*



4. SIKKIM Where the nature smiles.....

*Sikkim is a land of snow,
Where pretty flowers grow.
Mountains tall and rivers wide,
With butterflies that glide.
Birds that sing and trees so green,
The loveliest place you can ever see!*



Let's explore the diverse food and costumes of Sikkim.

Let's know about the vibrant culture of Sikkim by pasting pictures of cuisines and colourful costumes in a thin Scrap File (preferably black).

Be creative and innovative in making your file a masterpiece!!



- All About Art & Craft: Pg 9, 34, 17
(Paste in Adore Art)
- Adore Art: Pg 2,3 (Do in Adore Art)

Note- Activities should be done on A-4 sheets. (Unless specified.)
